



# **The United Nations Financial Situation**

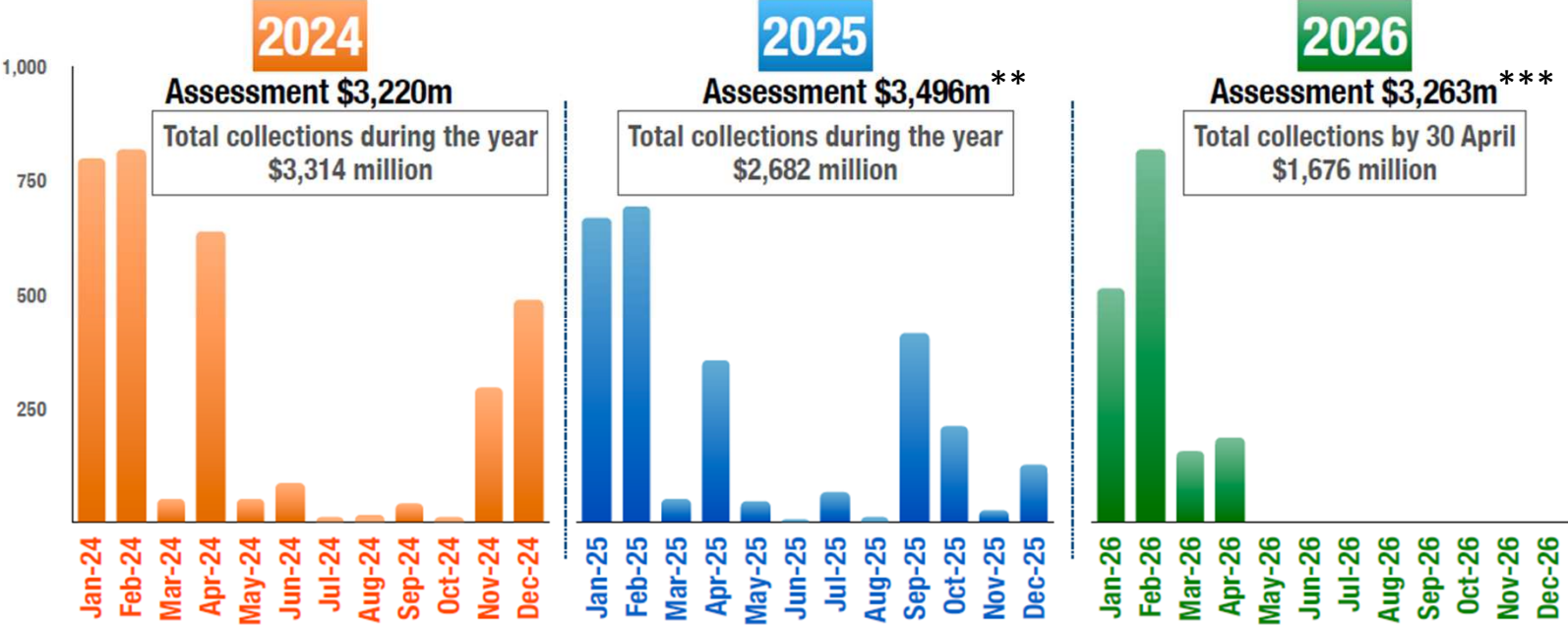
**Catherine Pollard  
Under-Secretary-General  
Management Strategy, Policy and Compliance  
United Nations**

**7 May 2026**

# Chart 1 - Regular Budget Collection Trend\*



United Nations  
Financial Situation



■ Regular budget  
■ Peacekeeping  
■ Tribunals

\*Only represents collections during each month.

\*\*The assessed amount is reduced by the amount of credits.

\*\*\*The assessed amount is no longer reduced by credits; the credits are offset against arrears or current assessments as per the recent GA resolution 80/243.

## Chart 2 - Regular Budget Cash Position

(US\$ millions)

Regular budget cash position at the end of 2025 further deteriorated compared to 2024. Regular budget had to borrow from both the Working Capital Fund and the Special account to finalize the year with 89M in cash. In reality, the cash deficit reached the level of 398M at the end of 2025 (compared to 135M at the end of 2024)

	31-Dec-24	31-Dec-25	30-Apr-25	30-Apr-26
Regular Budget	114*	89*	767	340
Working Capital Fund	-	-	249**	250
Special Account	233	6	233	244
Combined General Fund	347	95	1,249	834
Regular budget cash deficit	(135)	(398)	-	-

\* includes the borrowing from regular budget liquidity reserves

\*\* \$1 million was due from Member States following the adjustment to advances to the Working Capital Fund for the year 2025



United Nations  
Financial Situation

■ Regular budget  
Peacekeeping  
Tribunals

# Chart 3 - Regular Budget Assessment Status

(US\$ millions)

*Unpaid assessments at 30 April 2026 are significantly higher compared to the same time last year.*



United Nations  
Financial Situation

■ Regular budget  
Peacekeeping  
Tribunals

Status of assessment	2025	2026
Opening balance as of 1 January	760	1,568
Assessment for the year	3,496	3,263
Payments received until 30 April	1,837	2,033*
Unpaid assessments as of 30 April	2,419	2,798

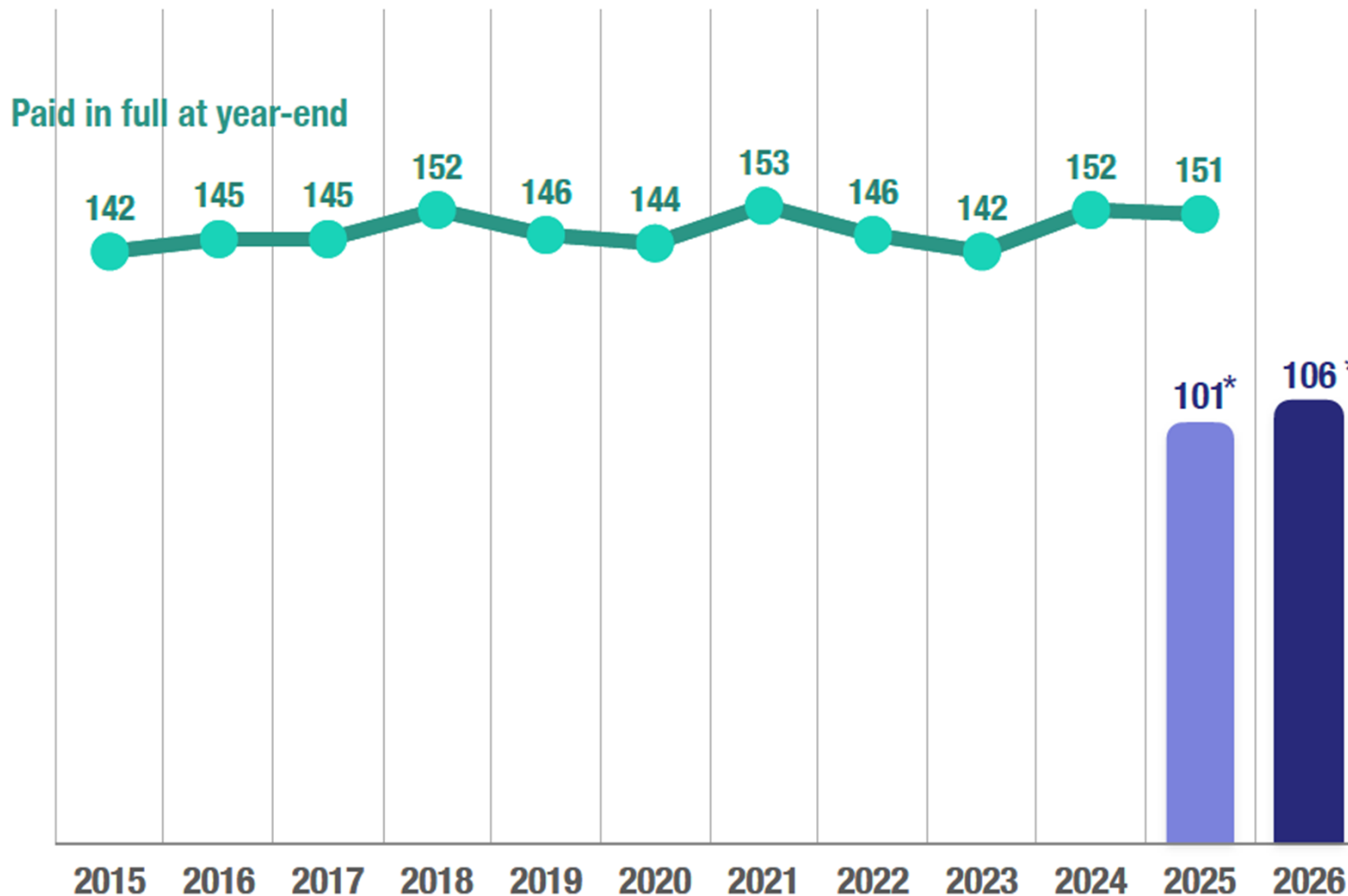
\* Including credits returned

# Chart 4 - Regular Budget Assessments

Number of Member States paying in full at Year-End declined, but more Member States have paid in full by April this year than in the last 20 years



United Nations  
Financial Situation



■ Regular budget  
Peacekeeping  
Tribunals

\* As of 30 April

# Chart 5 - Regular Budget Advance Payments

*Member States who paid in advance towards the 2026 regular budget before the issuance of assessments*

**Armenia**

**Belgium**

**Dominican Republic**

**Hungary**

**India**

**Kazakhstan**

**Poland**

**Portugal**

**Slovakia**

**Ukraine**

**United Republic of Tanzania**



*United Nations  
Financial Situation*

■ **Regular budget**  
Peacekeeping  
Tribunals

# Chart 6 - Regular Budget Assessments

Fully paid at 31 December 2025: 151 Member States\*

Albania	Democratic Republic of the Congo	Israel	Namibia	Singapore
Algeria		Italy	Nauru	Slovakia
Andorra	Denmark	Jamaica	Nepal	Slovenia
Antigua and Barbuda	Djibouti	Japan	Netherlands	Somalia
Argentina	Dominican Republic	Jordan	(Kingdom of the)	South Africa
Armenia	Egypt	Kazakhstan	New Zealand	Spain
Australia	Equatorial Guinea	Kenya	Nigeria	Sri Lanka
Austria	Eritrea	Kiribati	North Macedonia	Sudan
Azerbaijan	Estonia	Kuwait	Norway	Sweden
Bahamas (The)	Eswatini	Kyrgyzstan	Oman	Switzerland
Bahrain	Ethiopia	Lao People's Democratic Republic	Pakistan	Syrian Arab Republic
Bangladesh	Fiji		Panama	Tajikistan
Barbados	Finland	Latvia	Papua New Guinea	Thailand
Belarus	France	Lebanon	Paraguay	Timor-Leste
Belgium	Gabon	Liberia	Peru	Tonga
Belize	Gambia	Liechtenstein	Philippines	Türkiye
Bhutan	Georgia	Lithuania	Poland	Tuvalu
Bosnia and Herzegovina	Germany	Luxembourg	Portugal	Uganda
Botswana	Greece	Madagascar	Qatar	Ukraine
Brazil	Guatemala	Malaysia	Republic of Korea	United Arab Emirates
Brunei Darussalam	Guinea	Maldives	Republic of Moldova	United Kingdom of Great Britain and Northern Ireland
Bulgaria	Guinea-Bissau	Mali	Romania	
Canada	Guyana	Malta	Russian Federation	United Republic of Tanzania
Central African Republic	Haiti	Marshall Islands	Rwanda	Uruguay
China	Honduras	Mauritius	Saint Lucia	Uzbekistan
Colombia	Hungary	Micronesia (Federated States of)	Samoa	Vanuatu
Comoros	Iceland		San Marino	Viet Nam
Costa Rica	India	Monaco	Saudi Arabia	Zambia
Cote d'Ivoire	Indonesia	Mongolia	Senegal	Zimbabwe
Croatia	Iran (Islamic Republic of)	Montenegro	Serbia	
Cyprus		Morocco	Seychelles	
Czech Republic	Ireland	Mozambique	Sierra Leone	



United Nations  
Financial Situation

■ Regular budget  
Peacekeeping  
Tribunals

\* compared to 152 Member States at 31 December 2024

# Chart 7 - Regular Budget Honour Roll

Fully paid within the 30-day period specified in Financial Regulation 3.5 (by 8 February 2026): 55 Member States\*

Antigua and Barbuda	Dominican Republic	Nauru
Armenia	Estonia	Netherlands (Kingdom of the)
Australia	Ethiopia	New Zealand
Austria	Finland	Norway
Azerbaijan	Georgia	Philippines
Barbados	Germany	Poland
Belgium	Ghana	Portugal
Bhutan	Hungary	Republic of Korea
Bosnia and Herzegovina	Iceland	Saint Lucia
Brunei Darussalam	India	Singapore
Bulgaria	Ireland	Slovakia
Cabo Verde	Kazakhstan	Slovenia
Canada	Kuwait	Sweden
Croatia	Latvia	Switzerland
Cyprus	Liechtenstein	Ukraine
Czech Republic	Luxembourg	United Arab Emirates
Democratic Republic of the Congo	Malaysia	United Kingdom of Great Britain and Northern Ireland
Denmark	Monaco	Viet Nam
	Morocco	

\* Compared to 49 Member States in 2025



United Nations  
Financial Situation

■ Regular budget  
Peacekeeping  
Tribunals

# Chart 8 - Regular Budget Assessments

Fully paid at 30 April

2025

## JANUARY

Antigua and Barbuda  
Armenia  
Australia  
Azerbaijan  
Barbados  
Bosnia and Herzegovina  
Canada  
Denmark  
Equatorial Guinea  
Ethiopia  
Finland  
Iceland  
India  
Ireland  
Kazakhstan  
Kuwait  
Latvia  
Liechtenstein  
Luxembourg  
Malaysia  
Morocco  
Nauru  
Netherlands (Kingdom of the)  
New Zealand  
Norway  
Papua New Guinea  
Portugal  
Senegal  
Singapore  
Spain  
Sweden  
Switzerland  
Thailand  
Ukraine  
United Kingdom of Great Britain and Northern Ireland

## FEBRUARY

Albania  
Algeria  
Austria  
Belgium  
Bhutan  
Bulgaria  
Croatia  
Cyprus  
Czech Republic  
Eswatini  
France  
Georgia  
Germany  
Greece  
Guatemala  
Hungary  
Italy  
Kiribati  
Lithuania  
Malta  
Marshall Islands  
Mauritius  
Micronesia (Federated States of)  
Monaco  
Namibia  
Nepal  
Peru  
Poland  
Republic of Korea  
Serbia  
Slovenia  
Tonga  
Türkiye  
United Arab Emirates  
Uzbekistan

## MARCH

Brunei Darussalam  
Costa Rica  
Estonia  
Kenya  
Lao People's Democratic Republic  
Montenegro  
North Macedonia  
Philippines  
Qatar  
Republic of Moldova  
Romania  
Saint Lucia  
Slovakia  
South Africa  
Tajikistan  
APRIL  
Andorra  
Bahamas (The)  
Bahrain  
Brazil  
Colombia  
Dominican Republic  
Egypt  
Jamaica  
Japan  
Kyrgyzstan  
Maldives  
Mongolia  
Rwanda  
San Marino  
Sri Lanka  
United Republic of Tanzania

**TOTAL: 101**

2026

## JANUARY

Antigua and Barbuda  
Armenia  
Azerbaijan  
Barbados  
Bhutan  
Bosnia and Herzegovina  
Canada  
Democratic Republic of the Congo  
Denmark  
Dominican Republic  
Estonia  
Ethiopia  
Finland  
Georgia  
Hungary  
Iceland  
Ireland  
Kazakhstan  
Kuwait  
Latvia  
Liechtenstein  
Luxembourg  
Malaysia  
Nauru  
Netherlands (Kingdom of the)  
New Zealand  
Norway  
Philippines  
Poland  
Portugal  
Republic of Korea  
Saint Lucia  
Singapore  
Slovakia  
Sweden  
Switzerland  
Ukraine  
United Arab Emirates  
United Kingdom of Great Britain and Northern Ireland

## FEBRUARY

Albania  
Australia  
Austria  
Belgium  
Belize  
Brunei Darussalam  
Bulgaria  
Cabo Verde  
Croatia  
Cyprus  
Czech Republic  
France  
Germany  
Ghana  
Greece  
Guatemala  
India  
Italy  
Kenya  
Kiribati  
Lithuania  
Malta  
Mauritius  
Monaco  
Montenegro  
Morocco  
Nepal  
Qatar  
Saint Kitts and Nevis  
Slovenia  
Spain  
Togo  
Türkiye  
Turkmenistan  
Viet Nam

## MARCH

Brazil  
Burundi  
Côte d'Ivoire  
Fiji  
Guyana  
Haiti  
Indonesia  
Jamaica  
Kyrgyzstan  
Lao People's Democratic Republic  
Mongolia  
North Macedonia  
Peru  
Republic of Moldova  
Romania  
Russian Federation  
Samoa  
Serbia  
South Africa  
Sri Lanka  
Tajikistan  
Thailand  
Uzbekistan  
APRIL  
Bangladesh  
Botswana  
Cambodia  
Colombia  
Israel  
Madagascar  
Micronesia (Federated States of)  
Namibia  
United Republic of Tanzania

**TOTAL: 106**



United Nations  
Financial Situation

■ Regular budget  
Peacekeeping  
Tribunals

# Chart 9 - Unpaid Regular Budget Assessments

(US\$ millions)

<u>Member State</u>	<u>30-Apr-26</u>
United States of America	2,037
China	429
Japan	152
Venezuela (Bolivarian Republic of)	40
Saudi Arabia	35
Mexico	33
Other Member States	73
<b>Total</b>	<b>2,798*</b>

\*Difference due to rounding



United Nations  
Financial Situation

■ Regular budget  
Peacekeeping  
Tribunals

# Chart 10 – Overall Peacekeeping Assessment Status

(US\$ millions)



United Nations  
Financial Situation

Regular budget  
■ Peacekeeping  
Tribunals

---

Prior-years' balance (as at 1 July 2025)	2,067
Assessments for fiscal year (July 2025 to April 2026)*	5,261
<b>Total</b>	<b>7,328</b>
Payments/credits received	3,784
Unpaid assessments	3,544

---

\*Does not include assessment for UNMISS for the period 1 May to 30 June 2026

# Chart 11 - Unpaid Peacekeeping Assessments by Operation at 30 April 2026

(US\$ millions)

Peacekeeping	2024/25 and prior	2025/26	Total
<b>Active Missions</b>			
UNDOF	8.6	31.0	39.6
UNIFIL	17.8	228.0	245.8
UNFICYP	10.0	13.8	23.8
MINURSO	40.6	33.7	74.3
UNMIK	34.6	13.8	48.4
MONUSCO	34.9	391.3	426.2
UNISFA	30.4	147.0	177.4
UNMISS	171.2	439.6	610.8
UNSOS	172.2	236.4	408.6
MINUSCA	88.0	618.7	706.7
UNSOH	-	97.7	97.7
Subtotal	608.3	2,251.0	2,859.3
<b>Closed Missions</b>			
	684.3	-	684.3
<b>TOTAL</b>	<b>1,292.6</b>	<b>2,251.0</b>	<b>3,543.6</b>



United Nations  
Financial Situation

Regular budget  
■ Peacekeeping  
Tribunals

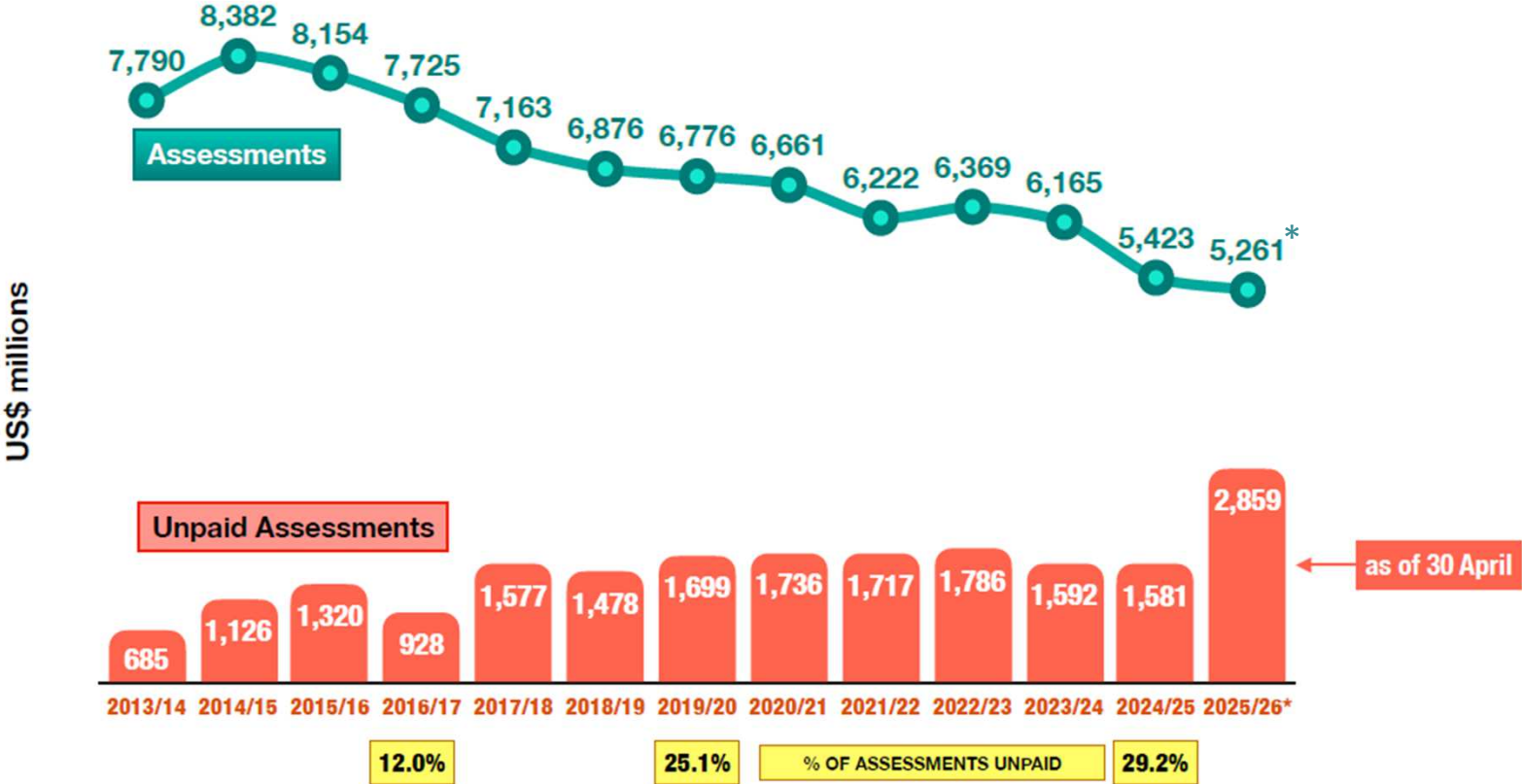
# Chart 12 - Outstanding contributions for active peacekeeping operations at fiscal year-end

*Outstanding contributions are not decreasing despite decrease in assessments*



United Nations  
Financial Situation

Regular budget  
Peacekeeping  
Tribunals



\*Does not include assessment for UNMISS for the period 1 May to 30 June 2026 (\$213 million)

# Chart 13 - Peacekeeping Assessments

Fully paid for all assessments due and payable at 31 December 2025:

52 Member States\*



Austria	Equatorial Guinea	Netherlands	United Kingdom of Great Britain and Northern Ireland
Barbados	Eritrea	(Kingdom of the)	
Belgium	Estonia	New Zealand	Uzbekistan
Belize	Ethiopia	Poland	Yemen
Bosnia and Herzegovina	France	Portugal	Zambia
Botswana	Germany	Republic of Korea	
Bulgaria	Guinea-Bissau	Romania	
Canada	Hungary	Russian Federation	
Central African Republic	Iceland	Senegal	
Colombia	Ireland	Sierra Leone	
Croatia	Italy	Singapore	
Cyprus	Kazakhstan	Slovakia	
Czech Republic	Kuwait	Spain	
Democratic Republic of the Congo	Liechtenstein	Sweden	
Denmark	Malta	Switzerland	
Egypt	Monaco	Tuvalu	
	Morocco		

\*Compared to 71 Member States at 31 December 2024



*United Nations  
Financial Situation*

Regular budget  
■ Peacekeeping  
 Tribunals

# Chart 14 - Peacekeeping Assessments

Fully paid at 30 April



2025

Algeria  
Armenia  
Australia  
Austria  
Azerbaijan  
Bahamas (The)  
Bahrain  
Barbados  
Bhutan  
Bosnia and Herzegovina  
Botswana  
Burundi  
Canada  
Costa Rica  
Cyprus  
Czech Republic  
Denmark  
Equatorial Guinea  
Estonia  
Ethiopia  
Finland  
Georgia  
Germany  
Greece  
Hungary  
Iceland  
India  
Ireland  
Italy  
Japan  
Kazakhstan  
Kuwait  
Latvia  
Liechtenstein  
Lithuania  
Luxembourg  
Malaysia  
Monaco  
Mongolia  
Netherlands  
(Kingdom of the)  
New Zealand  
Norway  
Papua New Guinea  
Poland  
Portugal  
Qatar  
Republic of Korea  
Rwanda  
Saint Lucia  
Samoa  
San Marino  
Senegal  
Singapore  
Slovakia  
Slovenia  
South Africa  
Spain  
Sweden  
Switzerland  
Thailand  
United Kingdom of Great Britain  
and Northern Ireland  
Uzbekistan  
Zambia

**TOTAL: 63**

2026

Australia  
Austria  
Bahrain  
Belgium  
Belize  
Bosnia and Herzegovina  
Brunei Darussalam  
Bulgaria  
Canada  
Colombia  
Croatia  
Czech Republic  
Democratic Republic  
of the Congo  
Denmark  
Estonia  
Ethiopia  
Finland  
Germany  
Ghana  
Hungary  
Iceland  
Ireland  
Italy  
Japan  
Jamaica  
Latvia  
Liechtenstein  
Lithuania  
Malta  
Monaco  
Mongolia  
Netherlands  
(Kingdom of the)  
New Zealand  
Norway  
Peru  
Philippines  
Poland  
Portugal  
Qatar  
Republic of Korea  
Romania  
Saint Lucia  
Singapore  
Slovakia  
Solomon Islands  
South Africa  
Spain  
Sweden  
Switzerland  
Thailand  
United Kingdom of Great  
Britain and Northern Ireland

**TOTAL: 51**



*United Nations  
Financial Situation*

Regular budget  
■ Peacekeeping  
Tribunals

# Chart 15 - Unpaid Peacekeeping Assessments

(US\$ millions)

<b>Member State</b>	<b>30-Apr-26</b>
United States of America	2,247
China	870
Venezuela (Bolivarian Republic of)	94
Saudi Arabia	32
Chile	30
Other Member States	271
<b>Total</b>	<b>3,544</b>



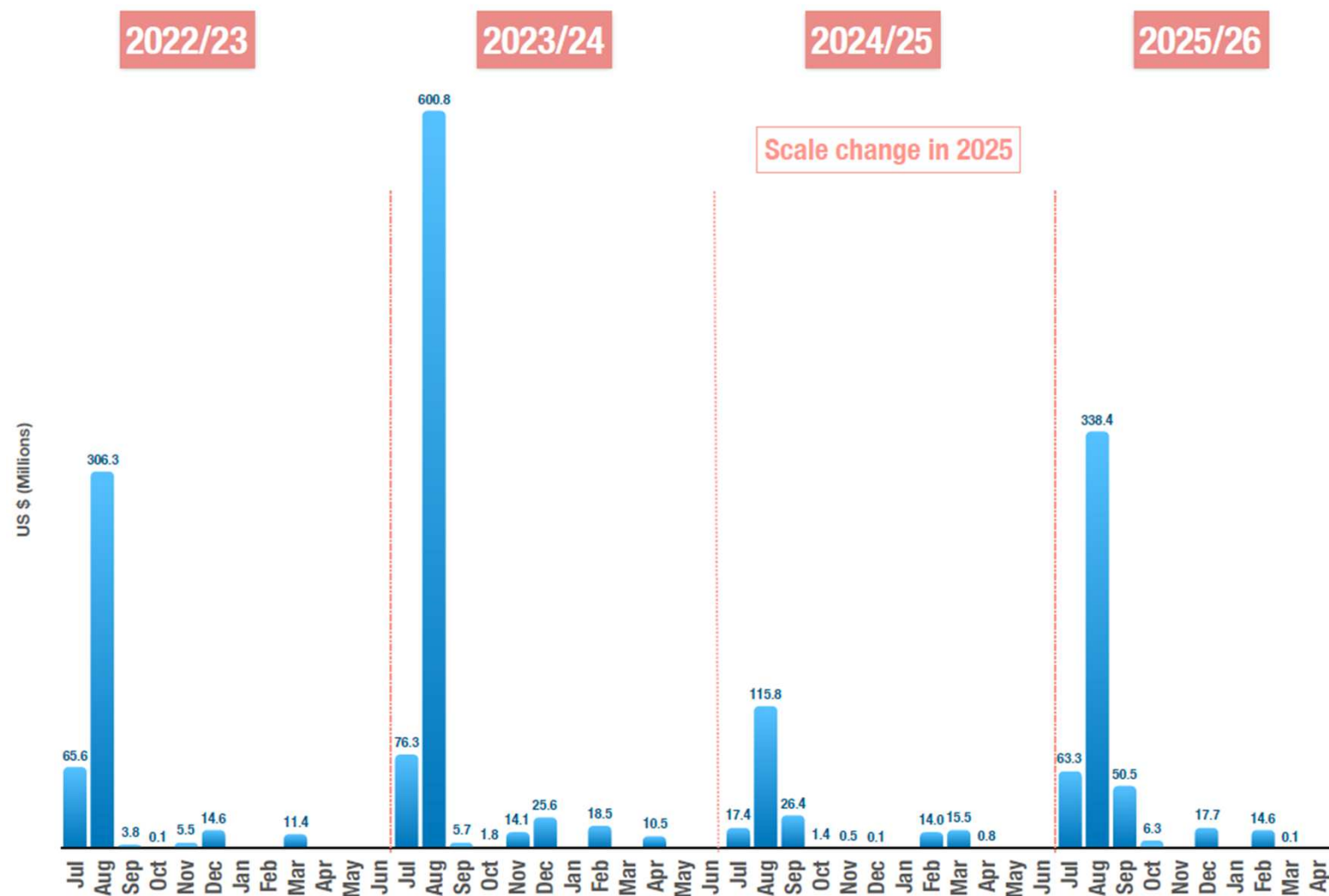
United Nations  
Financial Situation

Regular budget  
■ Peacekeeping  
Tribunals

# Chart 16 – Advance Collections for Peacekeeping

(US\$ millions)

Advance collections before mandate renewal have provided valuable additional liquidity for PK operations.



Assessments issued in July 2025 for non-mandated periods: \$2.6 billion

\*As requested by the General Assembly in its resolution 73/307 relating to the Secretary-General's report A/73/809 on "Improving the financial situation of the United Nations", the Secretary-General issued assessment letters for peacekeeping operations for the full budget period approved by the General Assembly, including the estimated budget for the period for which the mandate has not yet been approved by the Security Council with the understanding that this amount is considered due within 30 days of the effective date of the extension of a peacekeeping operation's mandate.



United Nations  
Financial Situation

Regular budget  
Peacekeeping  
Tribunals

# Chart 17 - Peacekeeping Cash Position for 2024-2026\*

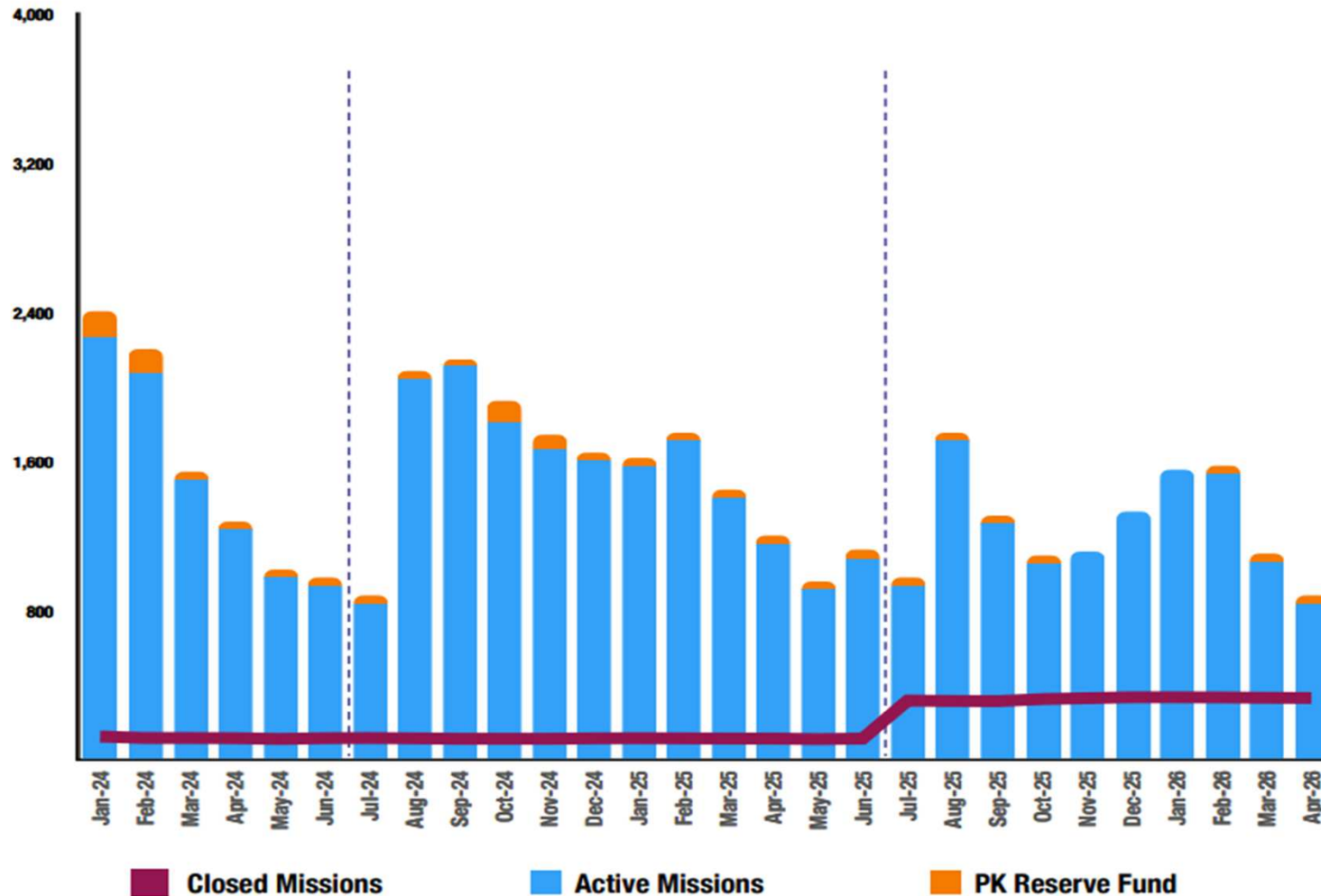
(US\$ millions)

*Very low fiscal year-end cash balances are increasing the risks for payment defaults, forcing the slowdown of operational expenses and delays in payments for contingent-owned equipment*



United Nations  
Financial Situation

Regular budget  
■ Peacekeeping  
Tribunals



\*Includes PK support activity funds

June 2024 balance was very low despite postponing the payments for contingent-owned equipment

# Chart 18 - Outstanding Payments to Member States

(US\$ millions)



United Nations  
Financial Situation

Regular budget  
■ Peacekeeping  
Tribunals

	31-Dec-24	31-Dec-25	30-Apr-25	30-Apr-26
Troops/formed police units	-	-	-	-
COE claims (active missions)	-	483	150	483
<b>Total active peacekeeping missions</b>	-	<b>483</b>	<b>150</b>	<b>483</b>
COE claims (closed missions)*	30	30	30	30
<b>Grand Total</b>	<b>30</b>	<b>513</b>	<b>180</b>	<b>513</b>

*\*Awaiting instruction from Member States to settle the outstanding COE claims.*

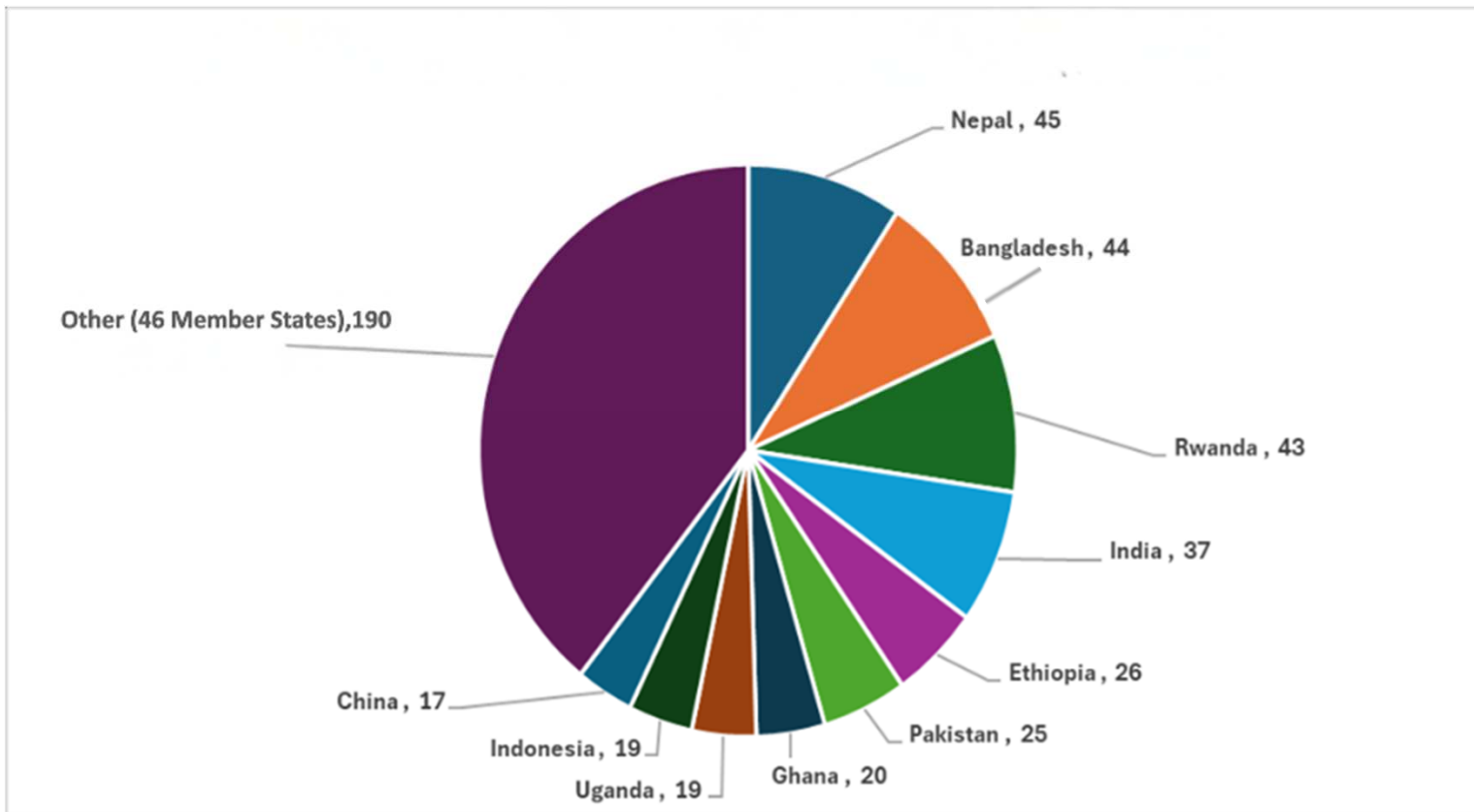
# Chart 19 - Outstanding Liabilities to Member States

(US\$ millions) (for Troops/Formed Police Units and Contingent-owned Equipment)

## Outstanding Liabilities

30-Apr-26

(\$483M)\*



\*Difference due to rounding



United Nations  
Financial Situation

Regular budget  
Peacekeeping  
Tribunals

# Chart 20 - Tribunal Assessments at 30 April 2026

(US\$ millions)

	Last Assessed	Opening Balance	Assessed in 2026	Collections*	Unpaid Assessments
MICT	January 2026	38	52	25	65
ICTY	January 2018	21	-	-	21
ICTR	January 2016	5	-	-	5
<b>Total</b>		<b>64</b>	<b>52</b>	<b>25</b>	<b>91**</b>

\*Including credits returned

\*\*Compared to \$79 million at 30 April 2025



United Nations  
Financial Situation

Regular budget  
Peacekeeping  
■ Tribunals

# Chart 21 - Tribunal Assessments

Fully paid at 30 April 2026: 86 Member States\*

Antigua and Barbuda	Estonia	Mauritius	Serbia
Armenia	Ethiopia	Micronesia	Singapore
Australia	Finland	(Federated States of)	Slovakia
Austria	France	Monaco	Slovenia
Bahrain	Georgia	Mongolia	Solomon Islands
Barbados	Germany	Montenegro	South Africa
Belgium	Ghana	Nepal	Spain
Belize	Greece	Netherlands	Sweden
Bhutan	Grenada	(Kingdom of the)	Switzerland
Bosnia and Herzegovina	Haiti	New Zealand	Thailand
Botswana	Hungary	Niger	Timor-Leste
Brunei Darussalam	Iceland	Norway	Tunisia
Bulgaria	India	Panama	Türkiye
Burkina Faso	Ireland	Peru	Ukraine
Canada	Italy	Philippines	United Kingdom of Great Britain and Northern Ireland
Central African Republic	Jamaica	Poland	United Republic of Tanzania
Colombia	Kazakhstan	Portugal	Uzbekistan
Côte d'Ivoire	Kiribati	Qatar	
Croatia	Kuwait	Republic of Korea	
Czech Republic	Latvia	Republic of Moldova	
Democratic Republic of the Congo	Liechtenstein	Romania	
Denmark	Lithuania	Saint Kitts and Nevis	
Dominican Republic	Malaysia	Saint Lucia	
	Malta	San Marino	

\*Compared to 79 Member States at 30 April 2025



United Nations  
Financial Situation

Regular budget  
Peacekeeping

■ Tribunals

# Chart 22 - Unpaid Tribunal Assessments

(US\$ millions)



United Nations  
Financial Situation

Regular budget  
Peacekeeping  
■ Tribunals

<b>Member State</b>	<b>30-Apr-26</b>
United States of America	44
Russian Federation	29
China	9
Japan	3
Venezuela (Bolivarian Republic of)	2
Other Member States	5
<b>Total</b>	<b>91*</b>

\*Difference due to rounding

# Chart 23 - Tribunals Cash Position: 2024 to 2026

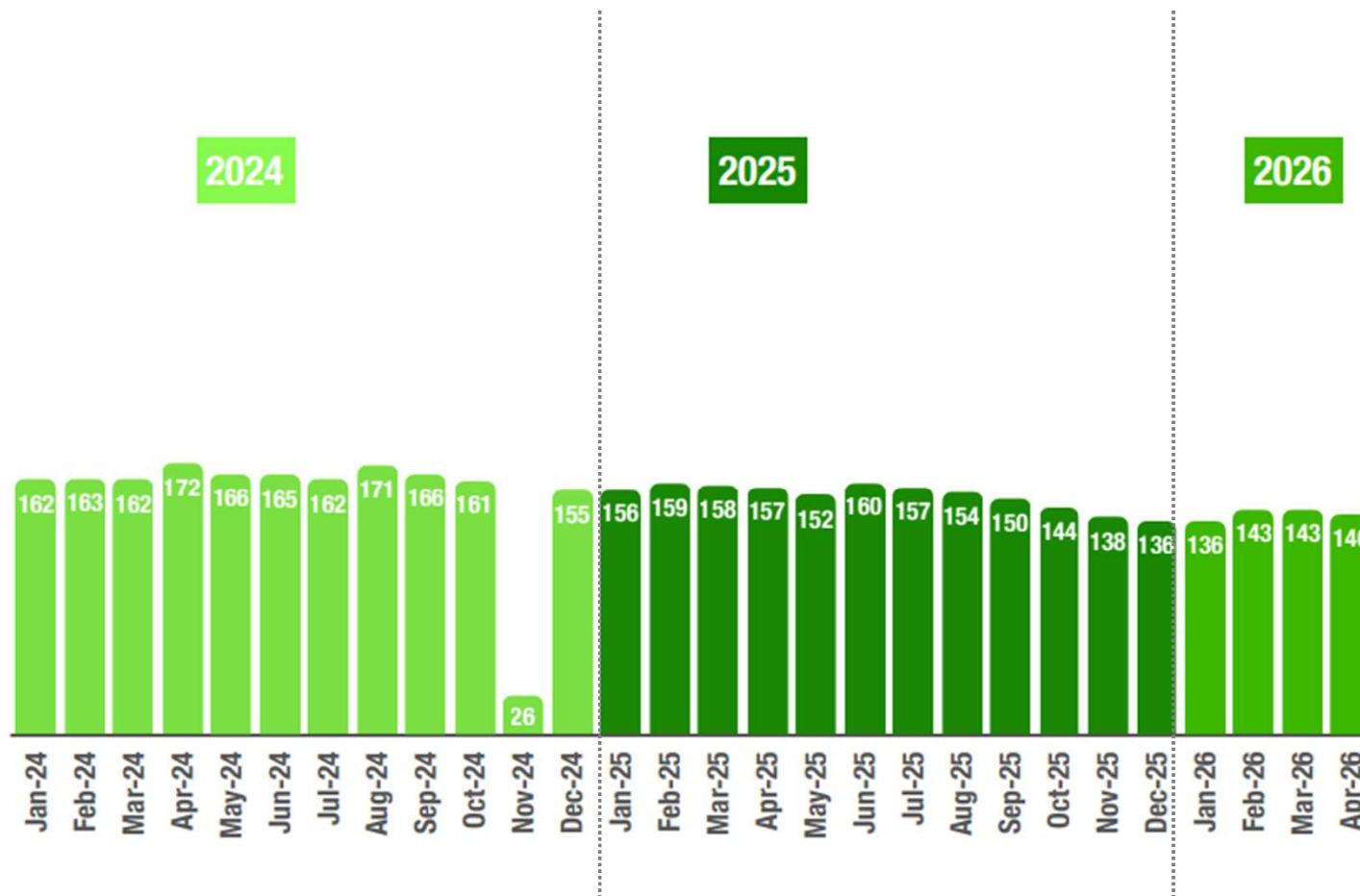
(US\$ millions)

GA resolution 76/272 authorized the use of surplus cash in closed tribunals as a last resort for Regular Budget liquidity. This provided a life-line for Regular Budget operations in November and December of 2024 and is likely to be used in 2026.



United Nations  
Financial Situation

Regular budget  
Peacekeeping  
Tribunals



# Chart 24 – Overview

(US\$ millions)



United Nations  
Financial Situation

		31-Dec-24	31-Dec-25	30-Apr-25	30-Apr-26
Assessments	Regular budget	3,220	3,496		
	Peacekeeping	3,697	7,368		
	Tribunals	52	44		
Unpaid assessments	Regular budget	760	1,568	2,419	2,798
	Peacekeeping	1,329	3,947	2,676	3,544
	Tribunals	53	65	79	91
Cash on Hand*	Regular budget	(135)	(398)	767	340
	Peacekeeping	1,726	1,672	1,276	1,179
	Tribunals	155	136	157	140
Outstanding Payments to Member States**	Peacekeeping	30	513	180	513

\* Not including reserves.

\*\* Not including letters of assist, and death and disability claims.

# Chart 25 - All Assessments

Fully paid for all assessments due and payable at 7 May 2026:

**50** Member States\*

Australia	Germany	Philippines
Austria	Ghana	Poland
Belgium	Hungary	Portugal
Belize	Iceland	Qatar
Bosnia and Herzegovina	Ireland	Republic of Korea
Brunei Darussalam	Italy	Romania
Bulgaria	Jamaica	Saint Lucia
Canada	Latvia	Singapore
Colombia	Liechtenstein	Slovakia
Croatia	Lithuania	Somalia
Czech Republic	Malta	South Africa
Democratic Republic of the Congo	Monaco	Spain
Denmark	Mongolia	Sweden
Dominican Republic	Netherlands	Switzerland
Estonia	(Kingdom of the)	Thailand
Ethiopia	New Zealand	United Kingdom of Great Britain and Northern Ireland
Finland	Norway	
	Peru	

\*Compared to 58 Member States at 7 May 2025



United Nations  
Financial Situation